


EXCLUDED SYSTEMS



EXCLUDED PIPES and COMPONENTS

Note the exceptions explained below




VALVES - Typically found under sinks and toilets, are excluded.

Exceptions: If a wall must be cut to access the leak.


ADAPTORS - Typically used to connect polybutylene pipe to fixtures are excluded.

Exceptions: If a wall must be cut to access the leak.




OTHER EXCLUDED FITTINGS - Homes that have been originally plumbed with polybutylene pipe with the above fittings are NOT eligible.

Exceptions: If installed during a previous repair of the plumbing system.



MANUFACTURED MANIFOLDS
 These may be either metal (19) or plastic (20,21)



PIPES and RISERS - A riser (22) is a pipe running from a sink, toilet, or other fixture to a valve. Excluded pipe may be white PVC (23), black polyethylene (24), cream CPVC (25), or gray polybutylene pipe marked "PB 2110 M"