


ELIGIBLE SYSTEMS



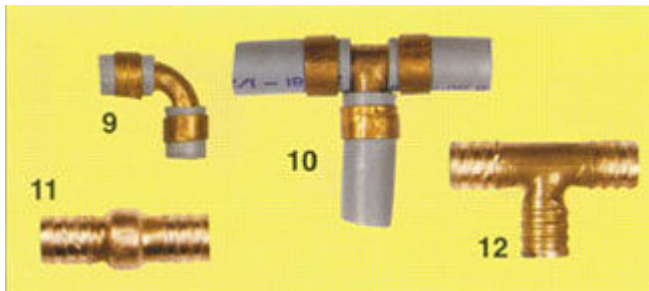
ELIGIBLE PIPES and INSERT FITTINGS USED in POLYBUTYLENE SYSTEMS

Polybutylene Plumbing System: Polybutylene pipe with plastic or metal fittings
Polybutylene Yard Service Line: Polybutylene pipe utilizing any kind of fitting



ACETAL PLASTIC INSERT FITTINGS - REPRESENTATIVE SAMPLE

These are typically gray or white in color with a dull finish. Most are shown with pipe attached. Figure (4) is a new fitting




Pipe and fittings may be located at the water heater, behind walls, attic and other areas.

If you have this product in your home, see [eligibility periods and filing deadlines](#).

METAL INSERT FITTINGS

These are typically made of copper or brass. New fittings are shown in (11 and 12)



POLYBUTYLENE PIPE

Yard Service Line is typically blue (13), gray (14), or black (15).

Inside Pipe is typically gray (14) or black (15)

Note that polybutylene pipe marked "PB 2110 M" is excluded.

